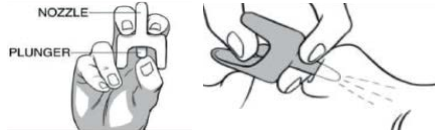


How to Give Nasal Naloxone

Nasal Spray

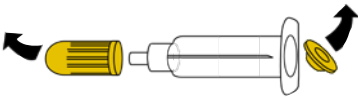
This nasal spray needs no assembly and can be sprayed up **one nostril** by pushing the plunger.



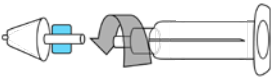
Nasal Spray with Assembly

This requires assembly. Follow the instructions below.

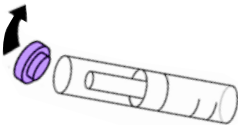
1. Take off yellow caps.



2. Screw on white cone.



3. Take purple cap off capsule of naloxone.



4. Gently screw capsule of naloxone into barrel of syringe.



5. Insert white cone into nostril; give short, strong push on end of capsule to spray naloxone into nose; **one half of the capsule into each nostril.**



In Case of Opioid Overdose

1



Check responsiveness.

(Look for any of the following)

- No response even if you shake them or say their name
- Breathing slows or stops
- Lips and fingernails turn blue or gray
- Skin gets pale or clammy

2



Give naloxone then call 911.

3



Do rescue breathing and/or chest compressions.

- Follow 911 dispatcher instructions

4



2 to 3 mins

Repeat naloxone dose every 2 to 3 minutes if no response.

5



Stay with person until help arrives.

- Move the person on their side if breathing

