

Connect with your care team

How to use your tablet to video visit with those caring for you

You may choose to follow these steps using your own personal tablet. Otherwise, Nebraska Medicine will provide you with a tablet to use during your hospital stay.

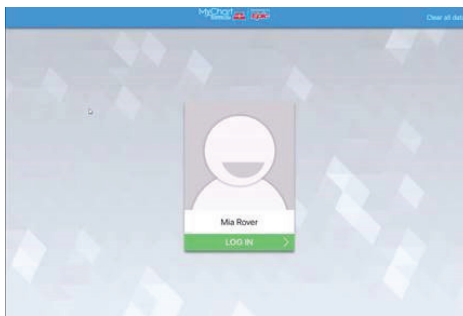
If you are using your own personal tablet, follow these steps:

1. Download the Nebraska Medicine app from the Apple App Store on your Apple device or from the Google Play Store on your Android device.
2. After opening app, follow steps four through ten below.
3. If prompted, download the Zoom app.

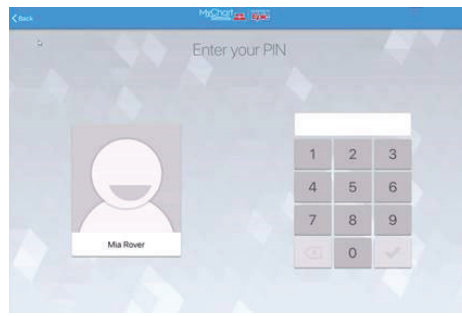


If you are using the hospital provided tablet, follow these steps:

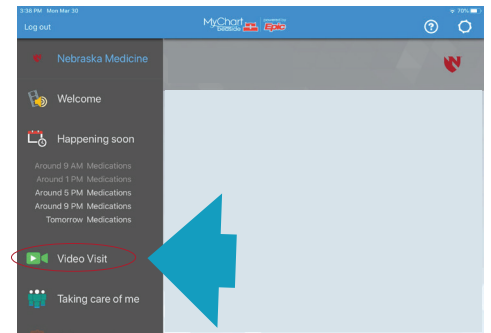
1. Tap on the MyChart Bedside app on your tablet to open/launch it.



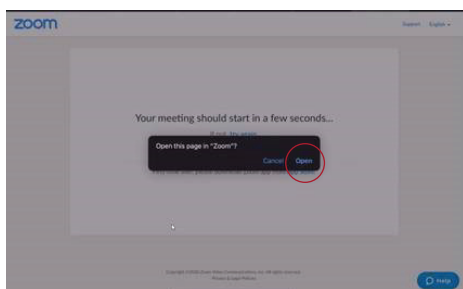
2. Log In.



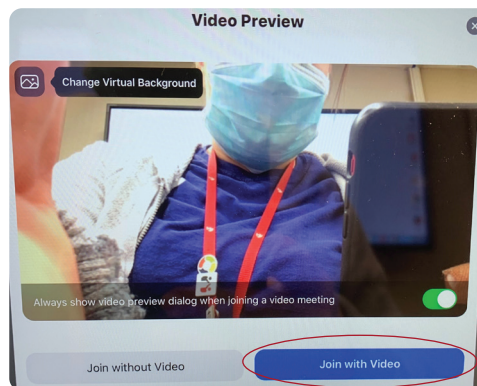
3. The MyChart Bedside app has a unique identifier assigned to you and you will be asked to create a new PIN.



4. Your care team will notify you when they are ready to join the Video Visit.
5. Navigate to the "Video Visit" icon of the left-hand navigation bar and click.



6. You will see the Zoom video feature open/launch.
7. If prompted by messages, "Would you like to allow Zoom to access your camera and microphone?" select "Yes" both times.
8. When asked to "Open this page in Zoom?" select "Open."



9. You should now see a "Video Preview" open up on your screen.
10. Select "Join with Video" to be connected to your care team.

You can see and talk with your care team (put names to faces), discuss test results and stay updated on your treatment.



Ask your nurse for a tablet today and get started.