



## Universal Masking Guidelines

### Step-by-Step

(Updated 05/06/2020)

### Donning a Tie Face Mask

- 1** Perform hand hygiene.



- 2** Place the mask over the mouth and nose.



- 3** Tie the top tie first. Once secure, tie the bottom tie around the neck.



- 4** Gently pat the bridge of the nose so the mask forms to your face. Make sure mask is under the chin.



### Doffing a Tie Face Mask

- 1** Perform hand hygiene.



- 2** Untie the bottom tie first, then the top tie.



- 3** Place the mask face down on a clean paper towel labeled with your name. The exterior of the mask should be facing down.



### Tie Face Mask Don'ts


- 1** Never set strings on the interior of the mask. Strings should be contained to the paper towel.



- 2** Never wear a mask half on face or under mouth or chin.



- 3** Never leave mask hanging around your neck.



- 4** Mask should never be half on-half off. If you need to remove your mask, completely remove it.



## Donning a Procedure Mask

- 1 Perform hand hygiene.



- 2 Place the mask over the mouth and nose, and loop around each ear.



- 3 Gently pat the bridge of the nose so the mask forms to your face, and pull the mask under the chin.

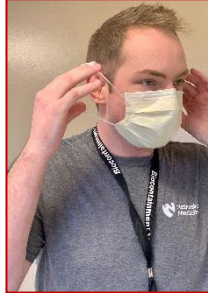


## Doffing a Procedure Mask

- 1 Perform hand hygiene.



- 2 Remove mask by unhooking from each ear.



- 3 Place the mask face down on a clean paper towel. The exterior of the mask should be facing down.



- 4 If you need to place your procedure mask in a brown bag, make sure the bag is labeled front and back with your name on the front.



- 5 Place the mask around the loop of the bag, making sure the front of the mask is facing the front of the bag. Make sure the bag is open wide enough to place the mask without contaminating it.



### Considerations

- Masks should be discarded in the trash if they are damaged or soiled.
- When leaving at the end of your shift, doff the mask and place in one of the receptacles at the exits.
- When you take a break, doff your mask per these instructions in an area where social distancing can be maintained.

## Procedure Mask Don'ts

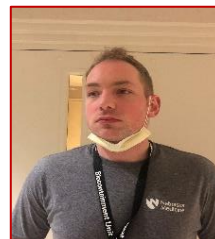
- 1 Never wear a mask half on face or under mouth or chin.



- 2 Never wear mask around elbow or any other body



- 3 Never leave mask hanging around your neck.



- 4 Mask should never be half on- half off. If you need to remove your mask, completely remove it.

