







3M or ILC Dover Half Hood Donning Checklist

1. Hand Hygiene 
2. Verify that the PAPR motor is functioning using the air flow check
3. Secure the motor to the belt & attach tubing to the motor
4. Attach the hood to the tubing 
5. Turn on the motor & don the hood
6. Don gown, tying with bows, tucking back of gown behind motor
7. Hand hygiene & gloves 

Troubleshooting your PAPR

- Check to see if the caps on the filters are removed
- Check to see if the bottom cap is present and secured
- Check your battery life (green is good, red is bad)
- Check your hood and tubing



QR Link to Donning Video